



How to: Change your credit card details on cornishfoodmarket.co.uk.

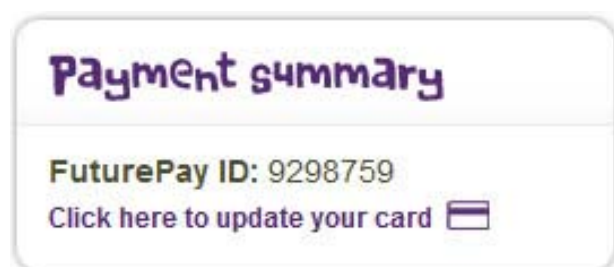
Step 1.

Login to your cornishfoodmarket.co.uk and click the 'My Account' tab on the right hand side of the page.



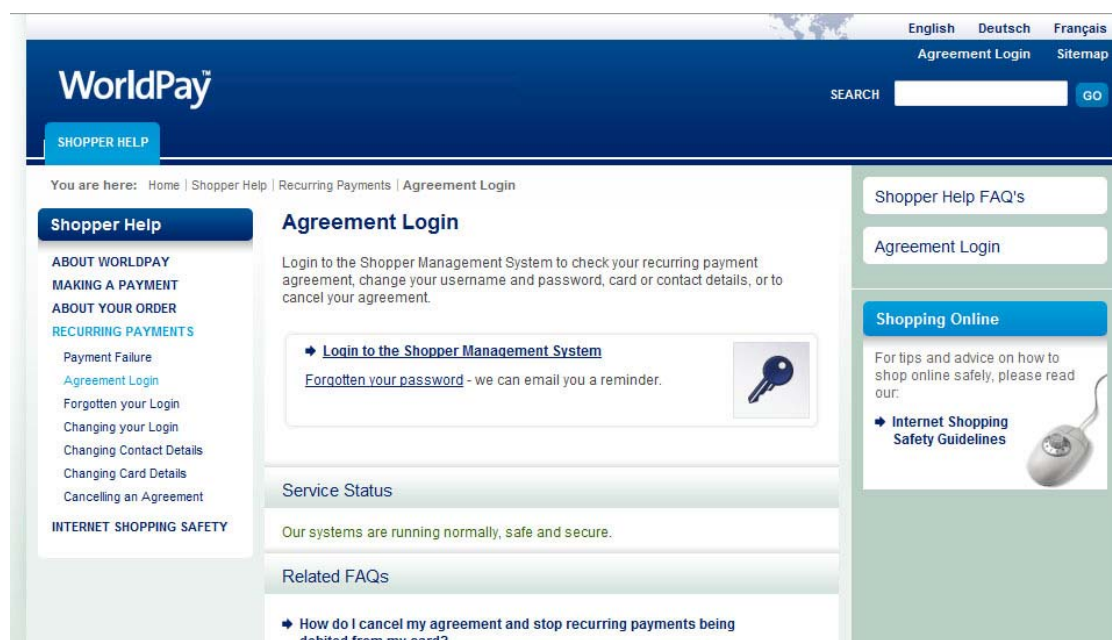
Step 2.

Click the link reading 'Click here to update your card'. This link appears in a box entitled Payment Summary on the right hand side of the page.



Step 3.

You will reach this page below.






Click the link entitled 'login to the 'Shopper Management System'

Agreement Login

Login to the Shopper Management System to check your recurring payment agreement, change your username and password, card or contact details, or to cancel your agreement.

➔ [Login to the Shopper Management System](#)

[Forgotten your password](#) - we can email you a reminder.



Step 4.

Login by typing your username and password into the boxes shown as below. Note: the username and password is different to your cornishfoodmarket.co.uk login details. The username and password would have been sent to you when you first created your account with Futurepay.

WorldPay

Copyright © RBS plc 2011

Please enter your login credentials below:

Username

Password

Log in

Reset

[Forgot your password?](#)

WorldPay

Copyright © RBS plc 2011

FuturePay password reminder

Please provide your credentials

Please provide a FuturePay agreement ID, username or transaction ID, together with an email that you have previously used.

Agreement ID

Email Address

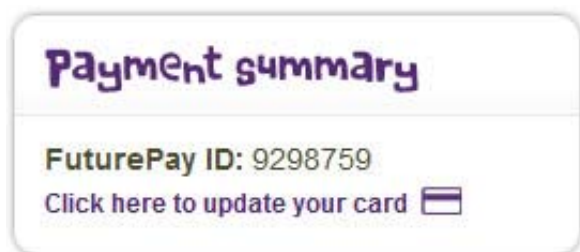
Send reminder

Go to home page

From the drop down box select the option 'Agreement ID'.



Enter your Agreement ID which can be found here (Your Agreement ID is also known as your FuturePayID):



Type your FuturePayID into the Agreement ID box and type your email address into the box below. Click 'send reminder' and you will receive two emails from RBS Worldpay. One email will have your username and one will have your password.

Return to the login page and enter your username and password.

Step 5.

Once you have logged in you will see a screen which looks like this:

WorldPay

FuturePay Shopper Home Page-- Select Language -- ?

Copyright © RBS plc 2011

Successfully retrieved agreements

User 6979081489 logged in. Last Login: 09 Feb 2011 14:27:43.

Agreements for user 6979081489

[Edit your details](#) [Log off](#)

Agreement ID	Created Date	Merchant Reference	Description	Status
<u>9298759</u>	13 October 2010 14:11:22 GMT	13		Operational

1 agreements found

Click 'on the Agreement ID which is underlined as a number. Clicking this number will take you to a page which looks like this:

FuturePay Agreement Details

[View Payments](#) [Change Contact Details](#) [Change Payment Details](#) [View Agreement Audits](#) [Go to home page](#)

Limited FuturePay Agreement Details	
Agreement ID	9298759
Merchant Reference	13
Merchant Name	Westcountry Fruit Sales Ltd trading as cornishfoodmarket.co.uk
Description	
Payment Currency	GBP
Payments from credit/debit card no	4659*****0000
Credit/debit card expiry date	02-14
Time created	13 October 2010 14:11:22 GMT
Individual payment amount limit	No Limit
Payment number limit	No Limit
Minimum interval between payments	No Limit
Agreement cancellation possible	Any time



Step 6.

Click on the box named 'Change Payment details' and you will be directed to a screen which looks like this:

Change Card Details

[Go back to agreement](#) [Go to home page](#)

Change Payment Details	
Enter your card details. You must fill in the fields marked with *.	
Card number*	<input type="text"/>
Valid from	-- ▾ ---- ▾ (month/year) Only enter if printed on your card
Expiry date*	01 ▾ 2006 ▾ (month/year)
Issue number	<input type="text"/> Only enter if printed on your card
Cardholder's name*	<input type="text"/>
<input type="button" value="Submit"/>	

Enter your new card details and click submit. Your new credit card details are now updated.

If you have any further issues, please call on 01326 371 951 or email hello@cornishfoodmarket.co.uk.